


Brass Special Application Hinges



BASTA

BRASS SPECIAL APPLICATION

H I N G E S

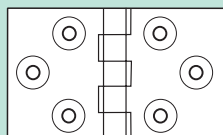
This range of Worcester Parsons Brass Hinges is the most comprehensive selection for special applications.

It provides unique solutions for manufacturers of quality furniture, cabinets and marine furnishings.

Hinges for other special applications can be designed to specification.

210 Back Flap Hinges

With Brass Pin



LENGTH X WIDTH		KNUCKLE DIA MM	PIN DIA MM	LEAF THICKNESS MM	BOX UNIT PAIRS	SCREW SIZE	
INCHES	MM						
1 1/4	1 7/8	32x48	6	3	2	10	6x5/8
1 1/2	2 3/8	38x60	6	3	2.5	10	6x3/4
2	3	51 x76	8	3	4	10	8x1
2 1/2	4	64x102	9	5	4.5	10	10x1 1/4

Finishes: SC, PB, PCP, SCP

Available undrilled to order in self colour only* - Details on request

*Add UD after product code

215 Desk Hinges

With Brass Pin

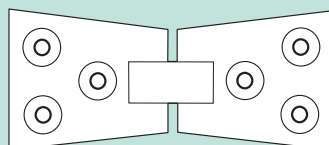


LENGTH x WIDTH		KNUCKLE DIA MM	PIN DIA MM	LEAF THICKNESS MM	BOX UNIT PAIRS	SCREW SIZE	
INCHES	MM						
1/2	3	13x76	6	3	2	10	6x5/8
1/2	4	13x102	6	3	2	10	6x5/8
5/8	5	16x127	8	3	3	10	8x1

Finishes: Linished, PB

218 Counter Hinges

With Brass Pin



LENGTH X WIDTH		KNUCKLE DIA MM	PIN DIA MM	LEAF THICKNESS MM	BOX UNIT PAIRS	SCREW SIZE	
INCHES	MM						
1	3	25x76	8	3	3	5	6x3/4
1 1/4	4	32x102	8	3	3	5	10x1 1/4
1 1/2	4 1/2	38x114	11	5	4	5	10x1 1/4

Finishes: Linished, PB, PCP, SCP

220 Centre Hinges

With Steel Pin and Plain Nylon Washer



LENGTH X WIDTH		KNUCKLE DIA MM	PIN DIA MM	LEAF THICKNESS MM	BOX UNIT PAIRS	SCREW SIZE	
INCHES	MM						
1/2	2	13x51	11	6	3	10	8x1
1/2	2 1/2	13x64	13	6	3	10	8x1

Finishes: SC, PB

250 Card Table Hinges

With Brass Pin

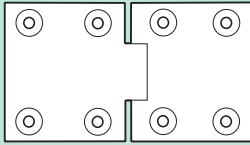


LENGTH X WIDTH		KNUCKLE DIA MM	PIN DIA MM	LEAF THICKNESS MM	BOX UNIT PAIRS	SCREW SIZE	
INCHES	MM						
1/2	3	13 x 76	-	2	3	10	6 x 5/8

Finishes: Linished

289 Butlers Tray Hinges

With Brass Pin and Spring Stop

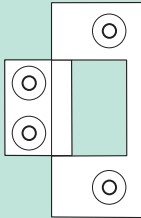


LENGTH X WIDTH		KNUCKLE DIA MM	PIN DIA MM	LEAF THICKNESS MM	BOX UNIT PAIRS	SCREW SIZE		
INCHES	MM							
1 1/4	2 1/2	32	64	7	3	3	10	5x1/2
1 1/2	2 1/2	38	64	7	3	3	10	5x1/2

Finishes: Linished, PB

290 Flush Hinges

With Brass Pin

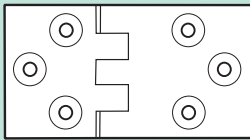


LENGTH X WIDTH		KNUCKLE DIA MM	PIN DIA MM	LEAF THICKNESS MM	BOX UNIT PAIRS	SCREW SIZE		
INCHES	MM							
2 x 3/4	51	19	5	2	1.5	10	4x1/2	
2 1/2	3 3/4	64	19	5	2	1.5	10	5x1/2

Finishes: SC

301 Table Hinges

With Brass Pin

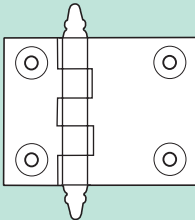


LENGTH X WIDTH		KNUCKLE DIA MM	PIN DIA MM	LEAF THICKNESS MM	BOX UNIT PAIRS	SCREW SIZE		
INCHES	MM							
1 1/4	1 1/4	32	22	6	3	2.5	10	5x5/8
1 1/2	1 11/16	38	30	6	3	2.5	10	5x5/8

Finishes: SC, PB

1521 Clock Case Hinges Oddsided

With Brass Pin & Acorn Knobs Both Ends

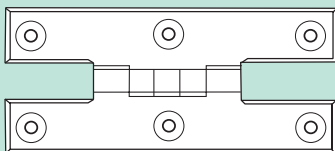


LENGTH X WIDTH		KNUCKLE DIA MM	PIN DIA MM	LEAF THICKNESS MM	BOX UNIT PAIRS	SCREW SIZE		
INCHES	MM							
1 x 13/16	1 x 9/16	25	14	5	2	2	10	4x1/2
1 1/4	1 3/16	32	14	5	2	2	10	4x1/2

Finishes: SC, PB

1673 'H' Hinges Bevelled Edges

All With Brass Pins



LENGTH X WIDTH		KNUCKLE DIA MM	PIN DIA MM	LEAF THICKNESS MM	BOX UNIT PAIRS	SCREW SIZE		
INCHES	MM							
2 1/2	1 3/8	64	35	5	3	2	10	6x3/4
3	1 3/8	76	35	5	3	2	10	6x3/4

Finishes: SC, PB

Technical Details

Material	Leaded Brass CZ 130M
Pin	Brass CZ 121
Application	Suitable for internal application
Corrosion Resistance	Corrosion resistance from external damp conditions